

**LUMATEK**  
PROFESSIONAL LIGHTING

# ZEUS 465W COMPACT PRO



The **Zeus 465W** is a very high performance full-cycle top lighting solution for commercial and hobby horticulture cultivation, with the power and flexibility to scale from vegetative growth to higher light intensities in bloom.

**2.7  $\mu\text{mol}/\text{J}$**

**1256  $\mu\text{mol}/\text{s}$  total output**

**Full-Spectrum**



# ZEUS 465W COMPACT PRO

**EFFICACY** 2.7  $\mu\text{mol/J}$

**PPF** 1256  $\mu\text{mol/s}$

**INPUT VOLTAGE** 200-240V, 50-60Hz

**POWER CONSUMPTION** 465W

**FOOTPRINT** 1.2 x 1.2m

**APPLICATION** Multi-layer, Room, Tent

**WATERPROOF & DUSTPROOF** IP65

**LIFETIME (LED BARS)** 60 000 hrs

**LIGHT DISTRIBUTION** 120°

**LIGHT SOURCE** Osram and LUMLED Diodes

**DIODES RATIO** Red 15% , White 85%

**DIODES EFFICIENCY** Osram Dark Red 660NM 3.3  $\mu\text{mol/J}$ ;  
LUMLED White 3.3  $\mu\text{mol/J}$

**DIMMABLE** OFF-25%-50%-75%-100%  
with 0-10V Light Dimmer (Included)

**EXTERNAL CONTROL** With Lumatek Digital Panel  
(Sold Separately)

**WEIGHT** 11 Kg

**DIMENSIONS** 998x900x51.9mm

**SPECTRUM** Full Spectrum F

**THERMAL MANAGEMENT** Passive

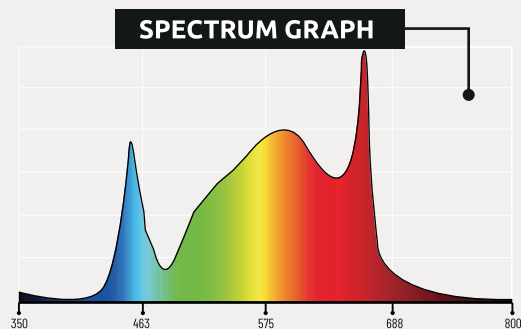
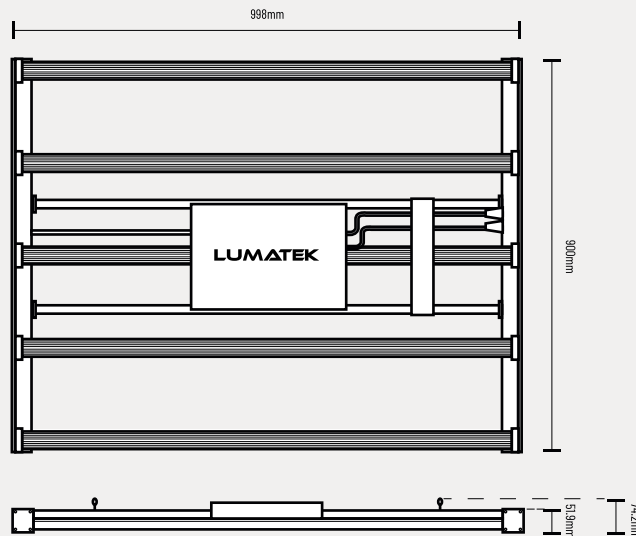
**BTU** (With Driver Attached): 1706 BTUs/h  
(With Driver Remote): 1586 BTUs/h

**POWER FACTOR** >0.95

**DRIVER LOCATION** Fixed in structure or detachable  
for remote use (Extension Cables  
Sold Separately)

**WARRANTY** 5 Years

**CERTIFICATIONS** CE, IP65, UL1598, UL8800, EN61347-2-12,  
EN 61347-1, IEC 60598-1-2014,



**INPUT CURRENT (A/W) PER DIMMING RANGE**

POWER (DIMMING)	25%	50%	75%	100%
AMPS	0.6A	1.1A	1.7A	2.1A
WATTAGE	116.3W	232.5W	348.8W	465W

## EXTERNAL CONTROL

The Zeus fixture can also be externally controlled with a Lumatek digital lighting controller featuring automated dimming, temperature safety control, Sunrise & Sunset Mode for up to 100 fixtures per controller.



## ITEMS INCLUDED IN THE BOX:

- 5 x Lumatek 93W Pro Full-Spectrum Magnet Light Bars\*
- 1 x Lumatek 465W Driver with Connecting Cables
- 1 x 0-10V Light Dimmer + Velcro
- 1 x LED Structure with Connecting Cables
- 2 x Metal Cable Hangers
- 1 x Manual

\* 93W Pro LED bar only to be used with compatible Zeus 465W Pro Driver/Fixture

# PPFD: PHOTOSYNTHETIC PHOTON FLUX DENSITY ( $\mu\text{mol}/\text{m}^2/\text{s}$ )

## FACTORS THAT CAN INFLUENCE PPFD TESTS

- TEST EQUIPMENT.
- LAMP BEADS DEVIATION
- AMBIENT TEMPERATURE DEVIATION
- PC COVER TRANSMITTANCE DEVIATION
- POWER SOURCE EFFICIENCY DEVIATION
- REFLECTION CONSIDERED OR NOT

## RECOMMENDED PPFD ( $\mu\text{mol}/\text{m}^2/\text{s}$ )

PLANT	SEED	CLONES	VEGETATIVE	FLOWERING
CANNABIS	100-300	75-150	300-550	650+
TOMATOES	150-350	75-150	350-550	650+
CUCUMBERS	100-300	-	300-550	650+
PEPPERS	150-350	-	300-550	650+

## LUMATEK ZEUS 465W PPFD MAPS

TEST AREA **1.2M x 1.2M**

TEST POINTS **25**

TEST EQUIPMENT **INTEGRATING 2 METER SPHERE & EVERFINE PLA20**

AMBIENT TEMPERATURE **25°**

HEIGHT FROM CANOPY **15CM, 30CM, 50CM, 100CM, 150CM**

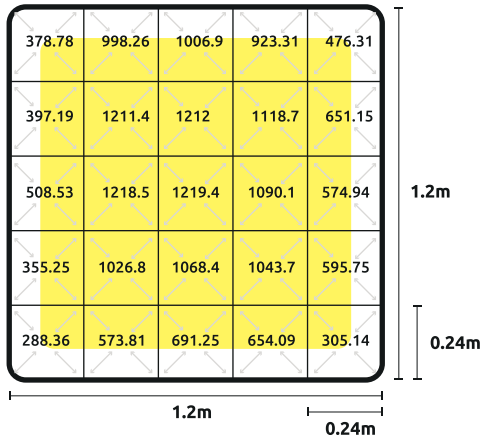
REFLECTION **0%**

FIXTURE POWER **100%**

HEIGHT TO TEST POINT **15cm**

CANOPY AVERAGE PPFD

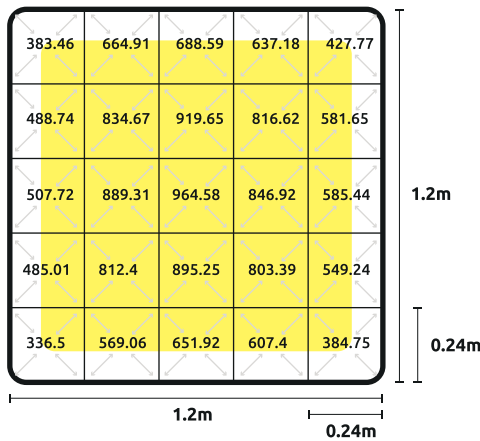
1,2m x 1,2m: **783.52  $\mu\text{mol}/\text{m}^2/\text{s}$**



HEIGHT TO TEST POINT **30cm**

CANOPY AVERAGE PPFD

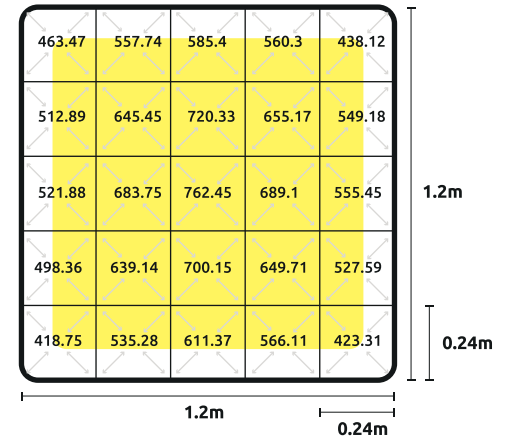
1,2m x 1,2m: **653.28  $\mu\text{mol}/\text{m}^2/\text{s}$**



HEIGHT TO TEST POINT **50cm**

CANOPY AVERAGE PPFD

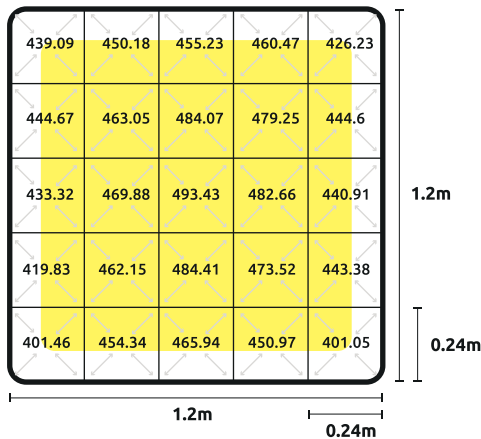
1,2m x 1,2m: **578.8  $\mu\text{mol}/\text{m}^2/\text{s}$**



HEIGHT TO TEST POINT **100cm**

CANOPY AVERAGE PPFD

1,2m x 1,2m: **452.96  $\mu\text{mol}/\text{m}^2/\text{s}$**



HEIGHT TO TEST POINT **150cm**

CANOPY AVERAGE PPFD

1,2m x 1,2m: **361.54  $\mu\text{mol}/\text{m}^2/\text{s}$**

